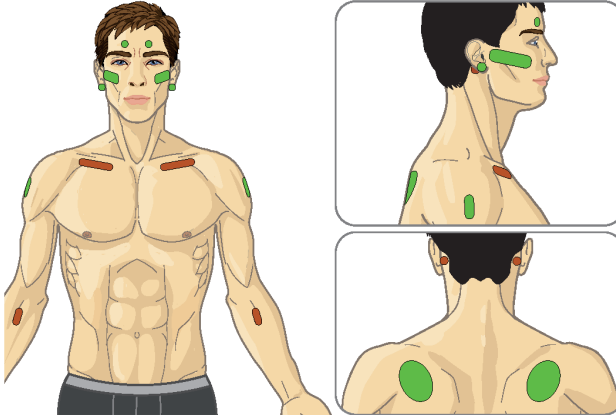


# Selection of Patient Type, Measurement Site, and Sensor Attachment Accessory



Refer to the pictures below to select the patient type on the SDM, the measurement site and the sensor attachment accessory. Refer to the following page for additional (important) information.

## 'Adult' if Older than Term Birth + 12 Months



●:  $PCO_2$

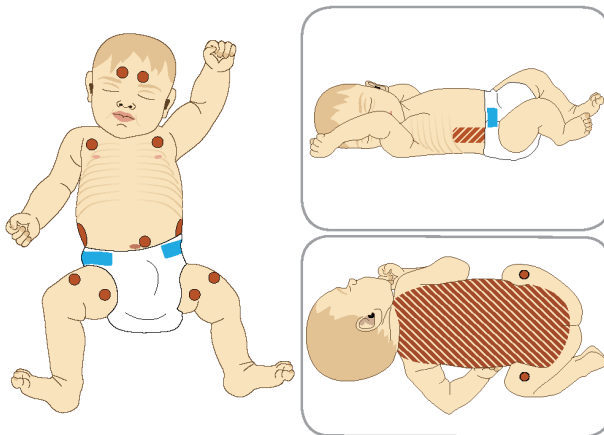
●:  $PCO_2/SpO_2/PR$

### Selection of Sensor Attachment Accessory

**Earlobe:** Use Ear Clip for mature, intact skin.

**All other sites:** Use MAR/e-MI for mature, intact skin or MAR/e-SF for sensitive, fragile skin.

## 'Neonatal' if Younger than Term Birth + 12 Months



●:  $PCO_2/PO_2$

▨: application area





**Note:** SenTec recommends using the Neonatal Mode for patients aged up to term birth plus 12 months. Oxygen saturation can be measured in patients aged term birth plus one month and older using the Adult/Pediatric Mode. In this case, SenTec strongly recommends reducing the temperature and site time to the values of the Neonatal Mode (p. 6).



**Note:** For PO<sub>2</sub> monitoring, an OxiVenT™ Sensor and an SDM with activated PO<sub>2</sub>-option is needed. The respective configuration is indicated on the SDM's 'Power On Self Test' Screen and on the second page of the menu 'System Information'. Furthermore, the colored dot in the center of a SDM's Docking Station Door (7) is orange if PO<sub>2</sub> is not activated and blue if PO<sub>2</sub> is activated.



**CAUTION:** Choose a flat, well-perfused area of intact skin (centrally located sites are preferable) for sensor attachment. Avoid placement over large superficial veins or areas of skin breakdown or edema.





**CAUTION:** A good, hermetically sealed contact between the sensor and the skin is essential for TC monitoring!


**Note:** If more secure sensor attachment is required, e.g. in high humidity environments, for patients who perspire profusely and/or in challenging patient motion conditions, the Staysite™ Adhesive (model SA-MAR) can be used complementary with the Multi-Site Attachment Rings. Please refer to the Directions for Use for the Staysite™ Adhesive.






 **WARNING:** The measurement of SpO<sub>2</sub> and PR with SenTec TC Sensors is only defined on sites specified in the pictures (p. 21). In order to avoid erroneous readings and false alarms of SpO<sub>2</sub> and PR, ensure that the appropriate patient type (Adult) is selected. Ensure to disable the parameters SpO<sub>2</sub>/PR for sensor application on other measurement sites.

 **WARNING:** It is not recommended to use sensor attachment accessories on patients who exhibit allergic reactions to adhesive tapes. It is not recommended to use the Contact Gel on patients who exhibit allergic reactions.

 **WARNING:** To prevent skin burns, change the sensor site at least every 2 hours for sensor temperatures at or higher than 43 °C on neonates or at or higher than 44 °C on adult/pediatric patients.

 **WARNING:** Patient safety and SDMS performance when connected to patients undergoing magnetic resonance diagnostic procedures (e.g. MRI) are unknown and may vary between different setups. The MRI image could potentially be affected by the SDMS. The MRI unit could lead to inaccurate measurements of the SDMS, or currents induced in the sensor cables potentially could cause burns. Furthermore, objects containing metal (e.g. the Ear Clip) can become dangerous projectiles when subjected to the strong magnetic fields created by MRI equipment. Before clinical use of the SDMS during such procedures, consult a qualified technician/MRI expert and verify proper operation of the SDMS and the

